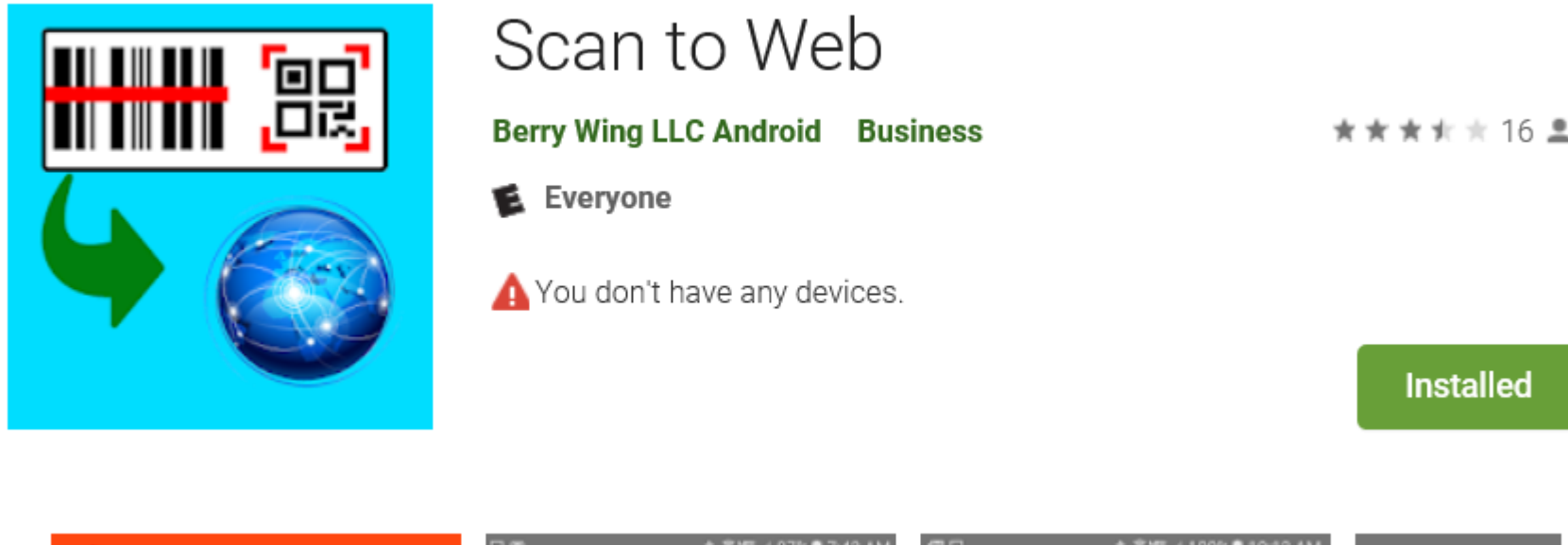



VMI Mobile Application w/ Barcode Scanning



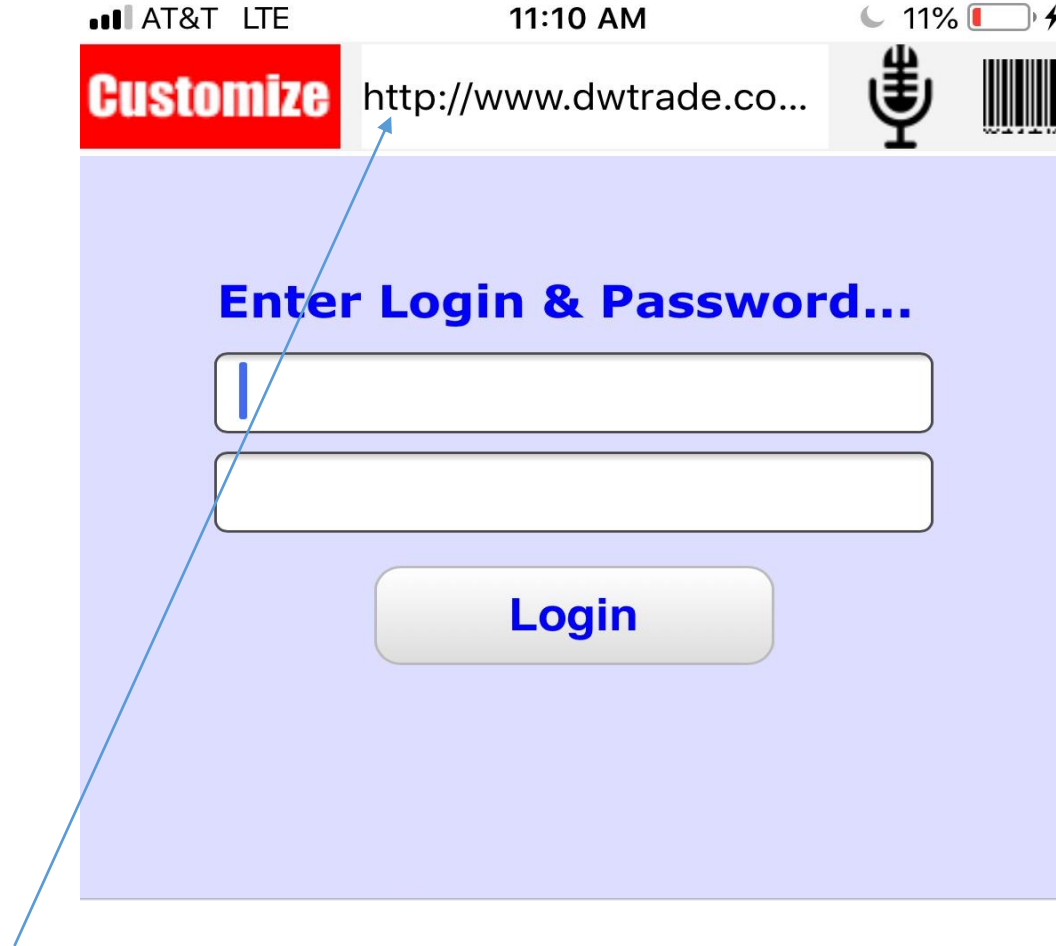
On the smart device install the 3rd party AP from BerryWing.
This allows the camera to transformed into a barcode scanner within and browser prompt.

VMI Mobile Application w/ Barcode Scanning



On the smart device select the Scan to Web Icon

VMI Mobile Application w/ Barcode Scanning



URL is www.dwtrade.com/i3suppliermobile for supplier's

URL is www.dwtrade.com/i3custmobile for customer's

Logins are standard supplier or customer logins

VMI Mobile Application w/ Barcode Scanning



Once a login is entered, all Customers come up to select from.
Select the proper customer.

VMI Mobile Application w/ Barcode Scanning





The users customized menu will come up. You can remove, add or rename any menu option.

VMI Mobile Application w/ Barcode Scanning

The screenshot shows a mobile application interface on a device with AT&T LTE service, 11:20 AM time, and 13% battery. The interface features a red 'Customize' button on the left and a microphone icon and a barcode icon on the right. The main content area displays user information: 'User: jon Cust: CHY (CHYRSLER)' and 'Fac/Loc: 1/A Change'. Below this is a 'Menu' button and a 'Log Off' button. A green link 'Create Usage...' is also visible. The bottom section shows 'Badge: 1000 (BOB SMITH)' and a prompt 'Enter IPN...' followed by a text input field and a 'GO' button.

AT&T LTE 11:20 AM 13%

Customize http://www.dwtrade.co...  

User: **jon** Cust: **CHY** (CHYRSLER)
Fac/Loc: **1/A** [Change](#)

[Menu](#) [Log Off](#)


[Create Usage...](#)

Badge: [1000 \(BOB SMITH\)](#)

Enter IPN... [GO](#)

At any prompt clicking the Barcode button on the top right opens up the camera

VMI Mobile Application w/ Barcode Scanning



Scan the barcode

VMI Mobile Application w/ Barcode Scanning

AT&T LTE 11:11 AM 40%

Customize <http://www.dwtrade.co...>  

BOH	10	CustItemID	22345
Description			
MILWAUKEE M18 CORDLESS 1/2 DRILL DRIVER			
Facility	1	MinQty	3
		MaxQty	6



Item is selected and the transaction then is then completed